

3-Port 10/100M PoE Extender

➤ Features

- Support 3*10/100Base-TX RJ45 ports extend transmission to 200 meters;
- Support IEEE 802.3af/at PoE standard, without damaging non-PoE devices;
- Support non-blocking wire-speed forwarding;
- Support full-duplex based on IEEE802.3x and half-duplex based on Backpressure;
- 2* 10/100Base-TX RJ45 ports can support PoE power supply;
- PoE extender can extend the network signal transmission distance and POE power supply distance;
- No need external power supply;
- Plug and play, no configuration is required, easy to use and maintain;
- The user-friendly panel shows the device status through the LED indicator of PWR, Link PoE;
- Low power consumption, fan-less silent design with advanced ABS and PC flame-retardant plastic shell;
- Support -20~55°C wide operating temperature range;
- Support CCC,CE, FCC, RoHS standard;
- Warranty: 3years;



➤ Introduction

PE101 is an unmanaged PoE extender with 2*10/100M PoE ports and 1*10/100M uplink PD RJ45 port. Port 1-2 can support IEEE802.3af/at PoE standard, single-port PoE power up to 25W. The working power of the PoE extender is taken from the PoE switch and no additional power supply is required. It is installed at the end of the 100 meters network cable to extend the network and POE power supply by 100 meters at full speed. As a PoE power supply device, it can automatically detect and recognize the power receiving equipment that meets the standard and supply power through the network cable. It can supply power to POE terminal equipment such as wireless AP, webcam, VoIP, video access control, etc. through a network cable, to meet the network environment that requires high-density PoE power supply, and to reduce the bandwidth to solve the twisted pair POE transmission within 200 meters. It is suitable for hotels, campuses, factory dormitories, and small and medium-sized enterprises to form a cost-effective network.

Unmanaged mode, plug and play, no configuration, easy to use.

➤ Application

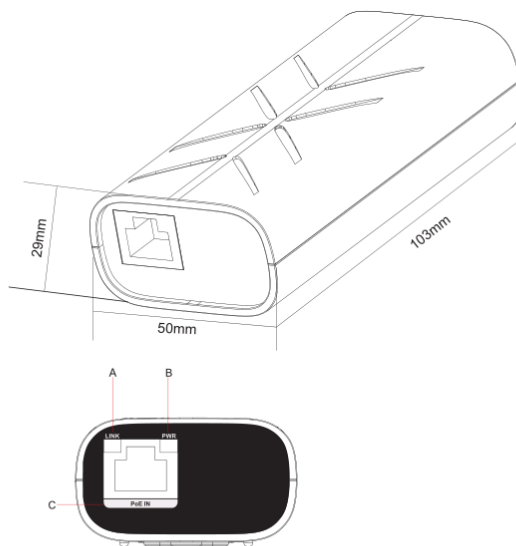
- HD monitor transmission and power supply
- Security protection system, TV medical treatment
- Network telephone transmission, Intelligent house and home system
- Intelligent transportation supervisory system (ITS)
- High-speed Way supervisory/Tele-Communication System
- Long-distance Multi-media Schooling, Campus monitoring
- Long-distance broadcast television transmission system
- High-building Security Protection, Military Tele-Com project
- Smart City

➤ Specification

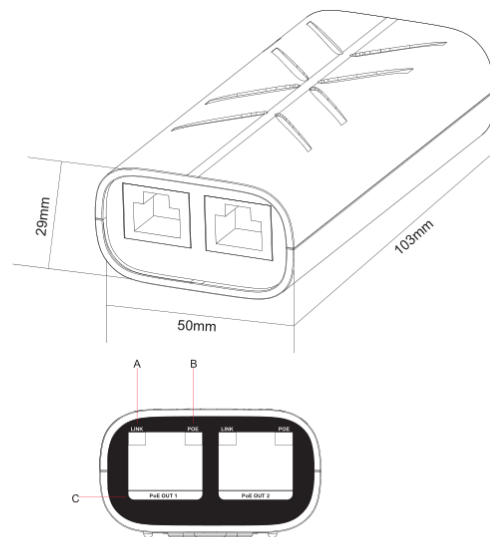
Interface Characteristics	
Fixed Port	2*10/100Base-TX PoE ports (Data/Power)
	1*10/100Base-TX uplink PD RJ45 port (Data/Power)
Ethernet Port	Port 1-3 support 10/100Base-TX auto-sensing, Full/half duplex MDI/MDI-X self-adaption
Twisted Pair Transmission	10BASE-T:Cat 3,4,5 UTP(≤100 meter)
	100BASE-TX:Cat 5 or later UTP(≤100 meter)
Chip Parameter	
Network Protocol	IEEE802.3 10BASE-T, IEEE802.3i 10Base-T
	IEEE802.3u 100Base-TX,IEEE802.3x
Forwarding Mode	Store and Forward(Full Wire Speed)
Switching Capacity	1.0Gbps(non-blocking)
Forwarding Rate@64byte	0.45Mpps
MAC	1K
Buffer Memory	512K
Jumbo Frame	1536byte
LED Indicator	Power: PWR (green), Data: Link(yellow), POE: PoE (green)
PoE & Power Supply	
PoE Port	Port 1-2 support IEEE802.3af/at @ POE
Power Supply Pin	Default 1/2 (+), 3/6 (-), Optional 4/5(+), 7/8(-)
Max Power Per Port	25W, IEEE802.3af/at (Limited by max input power of at)
Total PWR / Input Voltage	25W (PoE)
Power Consumption	Standby<2W,Full load<30W
Input Voltage and Interface	PoE (IEEE802.3af/at), RJ45 port connection
Power Supply	N/A
Physical Parameter	
Operation TEMP / Humidity	-20~+55°C, 5%~90% RH Non condensing
Storage TEMP / Humidity	-40~+80°C, 5%~95% RH Non condensing

Dimension (L*W*H)	103*50*29mm
Net /Gross Weight	<0.07kg /<0.08kg
Installation	Desktop, wall mounted
Certification & Warranty	
Lightning protection / protection level	Port lightning protection: 4KV 8/20us, Protection level: IP30
Certification	CCC,CE mark, commercial; CE/LVD EN60950;FCC Part 15 Class B; RoHS
Warranty	3 years, lifelong maintenance.

➤ Dimension

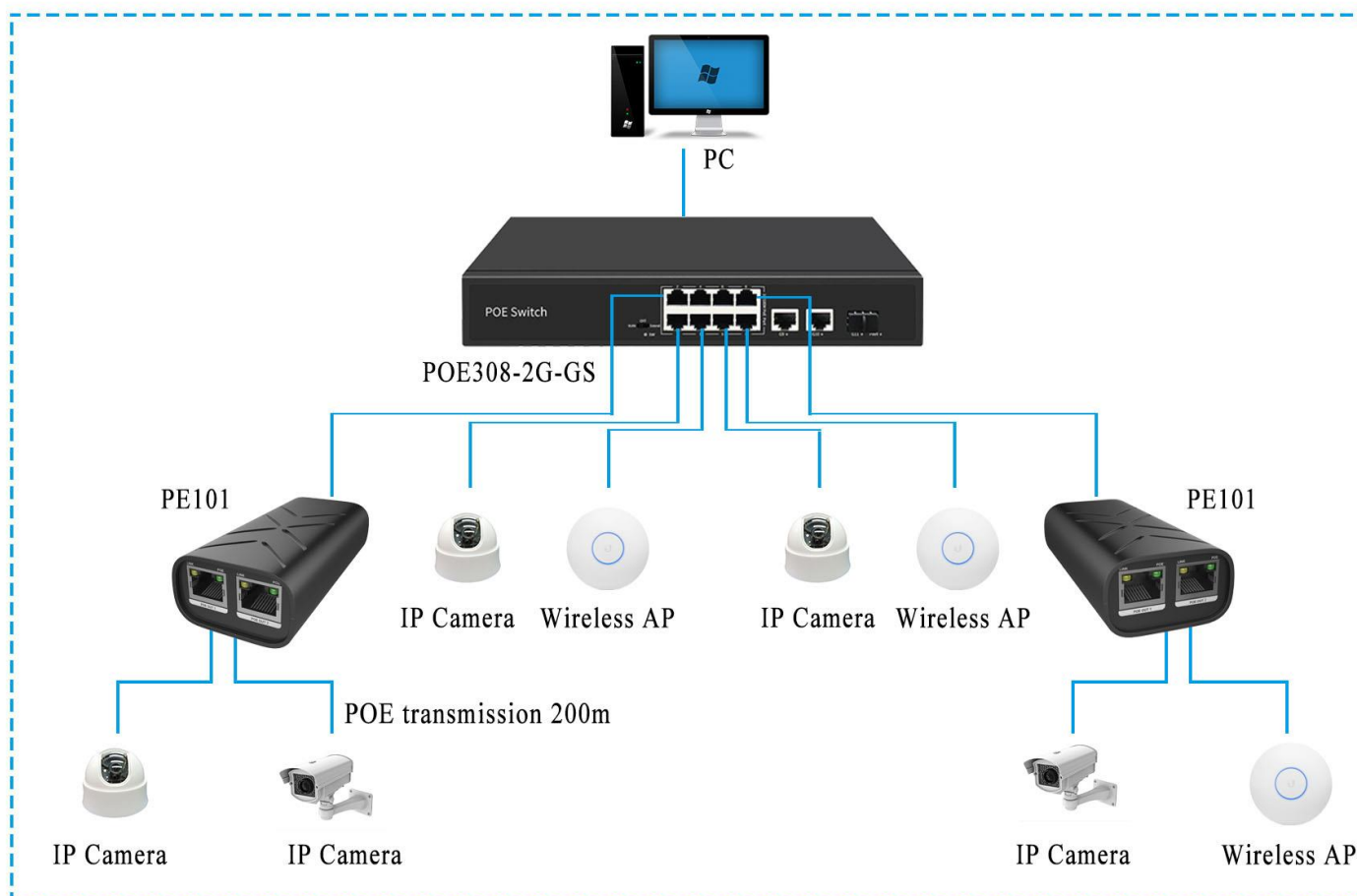


A. Network working indicator B. Power Indicator C. PoE input port



A. Network working indicator B. PoE working indicator C. PoE output port

➤ Connection



➤ Ordering Information

Model NO.	Description
PE101	Unmanaged PoE extender with 2*10/100M PoE ports and 1*10/100M uplink PD RJ45 port. Extend data communication and power supply by 100 meters. (Plastic shell)
PE201	Unmanaged PoE extender with 2*10/100/1000M PoE ports and 1*10/100/1000M uplink PD RJ45 port. Extend data communication and power supply by 100 meters. (Plastic shell)

➤ Packing List

- 3-port 10/100M PoE extender *1
- User Guide *1
- Warranty Card * 1