



1-port RS232/RS485/RS422 Over Fiber Converter

➤ Features

- Support 1-port RS-232/RS-485/RS-422 to Fiber;
- Support EIA RS-232, RS-485, RS-422 Standard;
- Plug-and Play(hot-pluggable);
- ST/SC/FC fiber optic connectors optional;
- Fiber optic range up to 20KM;
- 600W surge protection;
- 15kv static protection(ESD);
- Signal flow is automatically identified and transparently transmitted;
- Imported optical transceiver module to ensure the transmission distance;
- The baud rate adapts without changing the user protocol;
- Industrial design, aluminum housing;
- Support DIN-Rail Mounting or Wall Mounting installation;
- Working temperature range:-40~85°C;
- Warranty:5years



➤ Introduction

MW50F is a rugged, industrial grade, multi-functional RS-232/RS-485/RS-422 to single-mode fiber optic converter which can convert either full-duplex, half-duplex RS-485 or full-duplex RS-422 data up to 20km. The device is fully plug-and-play, no need for software drivers and enables the serial transmit and receive data signals when data is present.

MW50F is resistant to radio and electrical interference, such as EMI/RFI, transient surges and ground loops, built-in 600W surge protection, 15KV ESD and circuit protection, and it overcomes the limitations of conventional point-to-point fiber network and expands the serial data network in terms of distance, flexibility and reliability, widely used in various industrial controls, distributed data acquisition and other occasions, especially suitable for power system automation, traffic control and other departments.

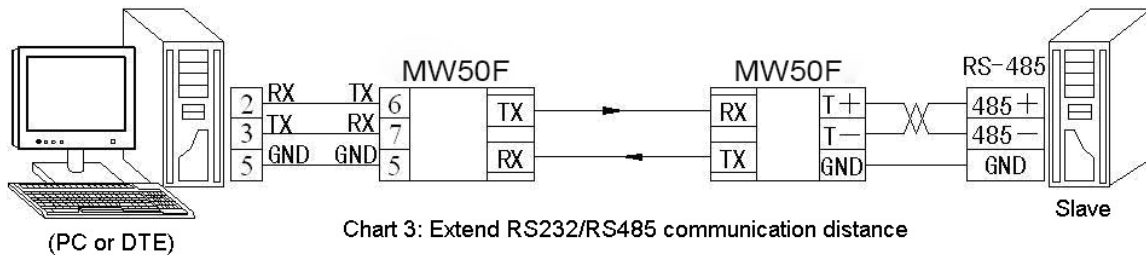
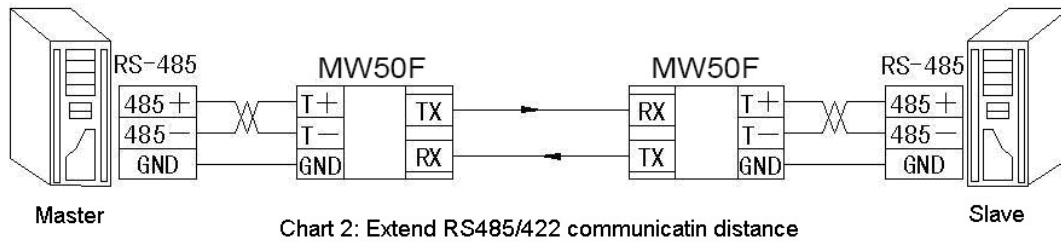
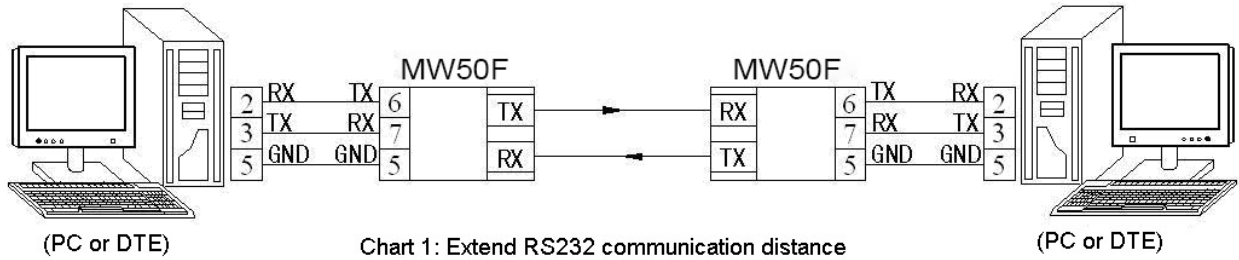
➤ Application Industries

- Industrial Automation
- Intelligent transportation supervisory system (ITS)
- High-speed Way supervisory/Tele-Communication System
- Long-distance broadcast television transmission system
- Security Surveillance
- New Energy and Utilities
- Electric Power Industry
- Rail transportation industry

➤ Specification

Technical parameters	
Standard	Compliant with EIA RS-232, RS-485, RS-422
Interface	Serial Port: Meet RS-232/RS-422/RS-485 Physical characteristics, Industrial terminal block
	Optical interface: Single/multi-mode optional, SC/ST/FC connector optional
Baud Rate	300bps~115.2Kbps, rate adaptive signal
LED Indicator	
Power indicator	POW
Data transmission indicator	TX, RX
Power	
Power Supply	DC5~30V
Interface	BNC coaxial input, industrial terminal block
Power	<1W
Overload protection	Support
Surge protection	600W
Static protection	15KV
Physical Characteristics	
Shell	Aluminum housing
Dimension	78mm×25mm×85mm(W*H*D)
Weight	400g
Transmission distance	
Serial port line	RS-232, 15m@9600bps
	RS-422/RS-485, 1.2km@9600bps
Multi-mode fiber	1310nm, 2Km
Single mode fiber	1310nm, 20Km, 1550nm, 40km/60km/80km/100km
Working Environment	
Working Temp	-40~85°C
Storage Temp	-40~85°C
Relative Humidity	5%~95% (no-condensation)
Warranty	
Warranty	5 Years
Certification	CE, FCC, RoHS

➤ Application



➤ Ordering Information

Model NO.	Description
MW50F	1-port RS232/RS485/RS422 Over Fiber Modem, single fiber,20km, DC5-30V
MW80F	1-port RS232/RS485/RS422 Over Fiber Modem, single fiber,20km, DC5-30V or AC/DC 220V, Din-Rail
MWF501-D	1-port RS232/RS485/RS422 Over Fiber Modem, single fiber,20km, DC12-48V, AC/DC 220V, Redundant Ring

➤ Packing List

- RS232/RS485/RS422 Over Fiber Modem *1
- User manual * 1
- Certificate of quality * 1
- Warranty card * 1